


How to use the CDPHP Cycle! Bike Share

Step 1: Download the CDPHP Cycle! App, create an account, and pick a plan.



Select a plan

Monthly Cycle!

FREE TIME PER DAY	HOURLY RATE	OUT OF HUB FEE
60 MIN	\$5.00	\$2.00

\$15.00 / MONTH

Cycle! Monthly with no long term commitment

Student - Monthly

FREE TIME PER DAY	HOURLY RATE	OUT OF HUB FEE
60 MIN	\$2.50	\$2.00

\$7.50 / MONTH

Students cycle 50% off! Get a monthly pass for a fun, flexible way to ride with a \$7.50 per month membership fee. Monthly members get 60 minutes of free riding time per day!

Student - Hourly

HOURLY RATE	OUT OF HUB FEE
\$2.50	\$2.00

\$2.50 / HOUR

Students cycle 50% off! Pay-as-you-go for a fun, flexible way to ride with no up front membership fee. Only pay for what you ride at \$2.50 an hour! Add \$20 to your account and get a \$5 bonus!

Seasonal Cycle!

FREE TIME PER DAY	HOURLY RATE	OUT OF HUB FEE	VA
60 MIN	\$5.00	\$2.00	11

\$85.00 / SEASON

Cycle! until November 30 with a seasonal membership! Pay up front for 60 minutes of riding time every day through the Cycle! season.

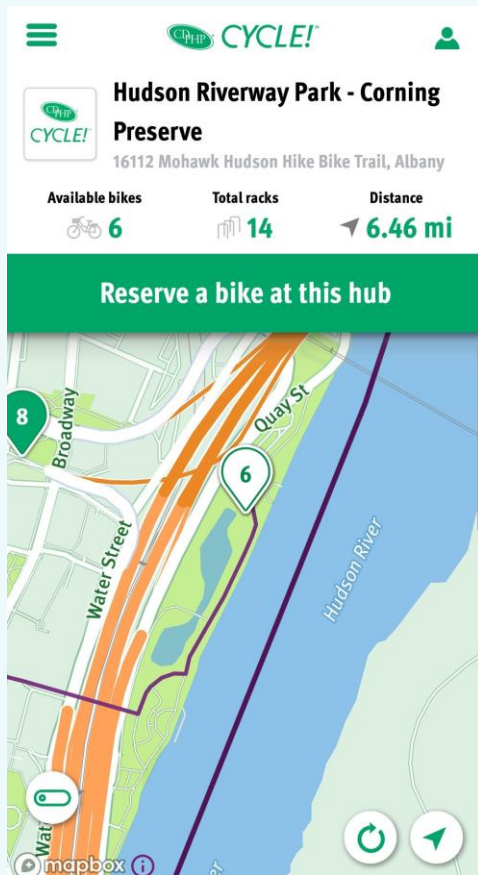
Student - Seasonal

FREE TIME PER DAY	HOURLY RATE	OUT OF HUB FEE	VA
60 MIN	\$2.50	\$2.00	11

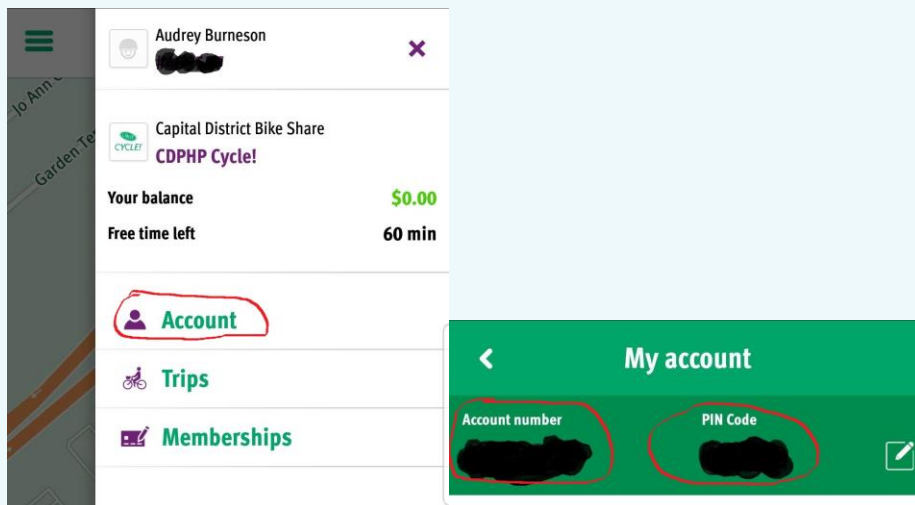
Hourly

HOURLY RATE	OUT OF HUB FEE
\$5.00	\$2.00

Step 2: Find a bike.



Step 3: Enter your account number and PIN to unlock the bike.



Step 4: Go!